

EYE PROTECTION

Safety Glasses | Foam-Lined Safety Eyewear | Bifocal Safety Eyewear
 OTG Safety Glasses | Visitor Safety Glasses | Safety Goggles
 Welding Safety Eyewear



EYE PROTECTION ICONS TO LOOK FOR

Throughout the Eye Protection section of this catalog, you will find a number of icons. Each icon packs a lot of information into a little bit of space. Don't take them lightly. When choosing personal protection, consider whether the "mark" is appropriate for your application.



When you see the **ANSI Z87.1+ Certified** icon, you know that both Gateway Safety and an independent, third-party laboratory regularly test and certify that this product meets or exceeds the ANSI Z87.1+ standard.



When you see the **CSA Z94.3 Certified** icon, you know that both Gateway Safety and an independent, third-party laboratory regularly test and certify that this product meets or exceeds the CSA Z94.3 standard.



When you see the **Meets ANSI Z87.1+** icon, you know that Gateway Safety regularly tests and certifies that this product meets or exceeds the ANSI Z87.1+ standard.



When you see the **Meets CSA Z94.3** icon, you know that Gateway Safety regularly tests and certifies that this product meets or exceeds the CSA Z94.3 standard.



When you see the **Meets U.S. Military Ballistic Impact Requirements** icon, you know that Gateway Safety tests and certifies that this product meets or exceeds the ballistic impact resistance requirements for eyewear in US Military Performance Specification MIL PRF-31013.



When you see the **c-UL-us LISTED** icon, you know that Underwriters Laboratories is the independent, third-party agency that has certified that this product meets the ANSI Z87.1+ and CSA Z94.3 standards. Confirmation can be found in their 'Online Certifications Directory' at www.ul.com.



When you see the **UL LISTED** icon, you know that Underwriters Laboratories is the independent, third-party agency that has certified that this product meets the ANSI Z87.1+ standard. Confirmation can be found in their 'Online Certifications Directory' at www.ul.com.



When you see the **99.9% UV-A, UV-B and UV-C Protection** icon, you know that Gateway Safety regularly tests and certifies that this product blocks 99.9% of UV-A, UV-B and UV-C radiation up to 380nm.

All certification information is accurate as of the print date of this catalog.
 For updated information, contact Gateway Safety's customer service department at 800-822-5347.
 All Gateway Safety products come with a limited warranty. See page 3 for warranty information.

LENS SELECTION CHART

More than ornamental, Gateway Safety lens options serve a specific function. This lens selection chart provides a general guideline for use. However, always consult your safety director to determine the proper lens option for each application. Unless otherwise noted, all Gateway Safety lenses feature an anti-scratch coating for extra durability and block 99.9% of UV-A, UV-B and UV-C light, up to 380nm.



Clear
VLT 92%

These untinted lenses are ideal for indoor and general purpose applications.



Amber
VLT 89%



Pacific Blue
VLT 62%



Orange
VLT 50%



Vermilion
VLT 50%



Gray
VLT 14%



Mocha
VLT 23%

These tinted lenses significantly reduce bright light to minimize eye strain and fatigue.



Clear In/Out Mirror
VLT 50%



Bronze Mirror
VLT 50%



Pink Mirror
VLT 37%

These lenses reflect some bright light while allowing a moderate amount of light through the lens.



Red Mirror
VLT 14%



Mocha Mirror
VLT 14%



Gold Mirror
VLT 14%



24K Gold Mirror
VLT 14%



Silver Mirror
VLT 23%



Blue Mirror
VLT 23%



Sunset Red Mirror
VLT 14%



Horizon Blue Mirror
VLT 14%



Iridescent Green Mirror
VLT 14%



Sterling Silver
VLT 23%

These mirrored lenses significantly reflect bright light to reduce eye strain and fatigue.



Blue Light Filter
VLT 19%

This lens helps reduce blue light exposure, which can lead to a phenomenon called 'Blue Blur.'



Gray Polarized
VLT 14%

Polarized lenses reduce glare from reflected light and minimize eye strain.



IR Filter Shade 3.0
VLT 12%




IR Filter Shade 5.0
VLT 2%

IR filter lenses are for use around light welding, brazing or cutting applications only.


VLT (Visible Light Transmittance) is the amount of visible light (+/- 2%) that passes through the lens.

TEMPLE TECHNOLOGY®

Workers who are wearing safety glasses all day often complain of pinching and discomfort due to hard or tight temples. Gateway Safety's Temple Technology® products are a collection of never-before-seen safety glasses with patented temple features specially engineered to fit users more comfortably on the ears and around the head.



NEW



PARALLAX™

Look beyond traditional eyewear views. Parallax™ provides superior comfort with a patented, Temple Technology® design that alleviates pressure on the ears and head.

- Dual component temple design creates cushioned comfort.
- Integrated brow guard provides top protection from debris.
- Lightweight construction and soft, rubber nosepiece prevents slipping.


Part #	Temple	Flex	Lens
37BK80	Clear	Black	Clear
37GY83	Gray	Gray	Gray
37BK76	Pacific Blue	Black	Pacific Blue
37BK79	Clear	Black	Clear Anti-Fog
37BK0M	Clear	Black	Clear In/Out Mirror
37GY8M	Gray	Gray	Silver Mirror
37GY9M	Blue	Gray	Blue Mirror
37PK80	Clear	Pink	Clear
37GY11	Pink	Gray	Pink Mirror



Gateway Safety's Parallax temple earned a utility patent from the U.S. Patent and Trademark Office.



Two-piece, patented temples include a flexible bottom component to alleviate pinching.



NEW



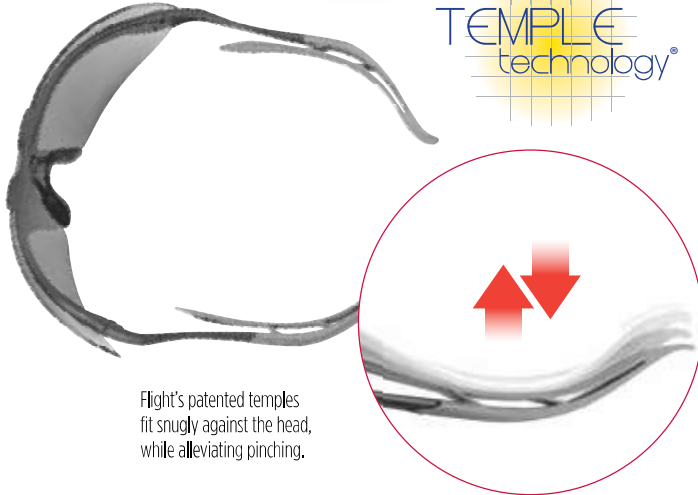
FLIGHT®

Revolutionary design, Flight® is the future generation of safety eyewear, with a patented temple design that provides unparalleled comfort.

- Cushioned temple 'wings' softly hug the user's head, alleviating pinching.
- Floating lens design fights fogging and provides ultramodern style.
- Lightweight construction and soft rubber nosepiece creates comfortable fit.

Part #	Frame	Temple Tips	Lens
35GY80	Gray	Black	Clear
35BK83	Black	Gray	Gray
35GY75	Gray	Black	Amber
35GY79	Gray	Black	Clear Anti-Fog
35GY0M	Gray	Black	Clear In/Out Mirror
35BK8M	Black	Gray	Silver Mirror
35BK9M	Black	Gray	Blue Mirror

TEMPLE technology®



Flight's patented temples fit snugly against the head, while alleviating pinching.




Gateway Safety's Flight temple earned a utility patent from the U.S. Patent and Trademark Office.

LUMINARY®

The brightest idea in protective eyewear. Luminary® has the look, fit and feel that make it one of the lightest and brightest solutions in safety eyewear.

- Ultra-lightweight design — just four-fifths of an ounce — makes it easy to wear all day, every day.
- "Super flex" temples help relieve pressure behind the ears and provide superior comfort.
- "Fingertip" nosepiece reduces slippage, so glasses stay on securely.

Part #	Temple	Inset	Lens
19GB80	Black	Clear	Clear
19GY83	Silver	Gray	Gray
19GB75	Black	Amber	Amber
19GB76	Black	Pacific Blue	Pacific Blue
19GB77	Black	Orange	Orange
19GB79	Black	Clear	Clear Anti-Fog
19GB0M	Black	Clear	Clear In/Out Mirror
19GY8M	Silver	Gray	Silver Mirror
19GB9M	Black	Blue	Blue Mirror



Super-flexible temples ideal for big heads!

TEMPLE technology®



Safety Tip: Standards & Testing

Demand safety products that are **independently, third-party tested** to the appropriate product performance standards. Why? In the United States, compliance with the ANSI Z87.1+ standard is voluntary. That means any manufacturer can stamp "Z87+" on a product and call it 'safe.' Gateway Safety products are independently tested and certified to meet the standard.



THE STARLITE® FAMILY

When StarLite was first introduced by Gateway Safety, its style was revolutionary. The large, boxy traditional safety glasses were no match for StarLite's lightweight, modern design. StarLite quickly changed the industry and continues to deliver comfortable stylish protection today. Each member of the StarLite family boasts the same great qualities as the original, while offering its own unique features and benefits for a variety of applications.



STARLITE®

Still the one. The original. The best. Popular, innovative design combines low-cost protective eyewear with all-around impact protection.

- Sleek, compact appearance and stylish unitary lens provides a wide field of vision.
- Ultra-lightweight design is easy to wear all day, helping improve safety compliance.
- Deep, universal-fit temples provide side protection identical to large side shields.

Part #	Temple	Lens
4680	Clear	Clear
4683	Gray	Gray
4686	Mocha	Mocha
4675	Amber	Amber
4676	Pacific Blue	Pacific Blue
4679	Clear	Clear Anti-Fog
4678	Gray	Gray Anti-Fog
4687	Mocha	Mocha Anti-Fog
460M	Clear	Clear In/Out Mirror
461M	Gray	Red Mirror
466M	Mocha	Mocha Mirror
467M	Gray	Gold Mirror
468M	Gray	Silver Mirror
469M	Gray	Blue Mirror



Look for the UL icon to confirm the product meets the ANSI Z87.1+ and CSA Z94.3 standards.



STARLITE® SM

Ideal fit for smaller facial profiles, offering the same great features and benefits as the original StarLite, yet sized 10% smaller for men with narrow faces, women and kids.

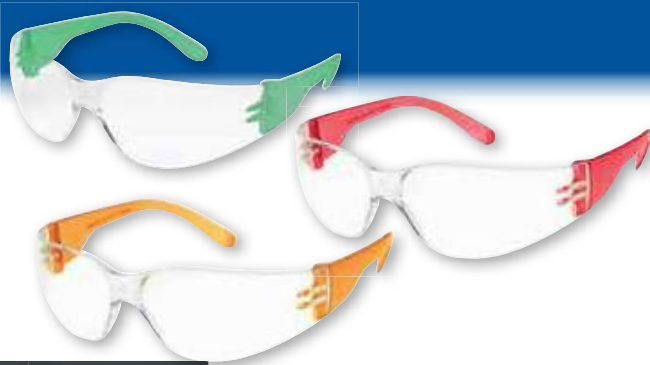


Part #	Temple	Lens
3680	Clear	Clear
3683	Gray	Gray
3675	Amber	Amber
3676	Pacific Blue	Pacific Blue
3679	Clear	Clear Anti-Fog
360M	Clear	Clear In/Out Mirror
368M	Gray	Silver Mirror
369M	Gray	Blue Mirror
36PK80	Pink	Clear
36PK11	Pink	Pink Mirror



10% smaller for people with narrow faces.





STARLITE® GUMBALLS®

A little flavor, a little fun. The StarLite® design in a clear lens, with ten different temple 'flavors' in each box.

Part #	Description	Lens/Temple
4699	StarLite® Gumballs®	Clear/Multi-Pack*



Part #	Description	Lens/Temple
3699	StarLite® SM Gumballs®	Clear/Multi-Pack*



*ten different temple colors

STARLITE® FOAM

Foamed protection. The StarLite® product with a soft foam edge along the top and sides of the lens that blocks debris from above and absorbs perspiration.

Part #	Description	Lens
46FM79	StarLite w/Foam	Clear Anti-Fog Lens
46FM78	StarLite w/Foam	Gray Anti-Fog Lens



Soft, foam lining is ideal for drywallers.



STARLITE® MAG

Always in focus. When reading detailed text, plans or blueprints becomes difficult, turn to the name that you already know. Trust StarLite® MAG.

- Bifocal safety eyewear that comes in the original, yet cost-effective, StarLite design.
- Ultra lightweight — less than an ounce — making it easy to wear all day, every day.
- Universal style that men and women love.



Lower bifocal magnifies small details.



Part #	Temple	Lens	Magnification
46MC10	Clear	Clear	1.0 Diopter
46MC15	Clear	Clear	1.5 Diopter
46MC20	Clear	Clear	2.0 Diopter
46MC25	Clear	Clear	2.5 Diopter
46MC30	Clear	Clear	3.0 Diopter
46MG10	Gray	Gray	1.0 Diopter
46MG15	Gray	Gray	1.5 Diopter
46MG20	Gray	Gray	2.0 Diopter
46MG25	Gray	Gray	2.5 Diopter
46MA10	Clear	Clear Anti-Fog	1.0 Diopter
46MA15	Clear	Clear Anti-Fog	1.5 Diopter
46MA20	Clear	Clear Anti-Fog	2.0 Diopter
46MA25	Clear	Clear Anti-Fog	2.5 Diopter
46MM15	Clear	Clear In/Out Mirror	1.5 Diopter
46MM20	Clear	Clear In/Out Mirror	2.0 Diopter
46MM25	Clear	Clear In/Out Mirror	2.5 Diopter

Part #	Description	Lens/Temple
46MC99	StarLite MAG Multi-Pack*	Clear/Clear

*contains two of each diopter: 1.0, 1.5, 2.0, 2.5 & 3.0

StarLite

A professional logger and avid StarLite user was working with a chainsaw in Alaska when suddenly, the chainsaw kicked back and struck him in the face. Though he needed stitches along his forehead and nose, his StarLite glasses "saved the day!"



GIRLZGEAR®

Made for safety, styled and sized for women. The GirlzGear family of products is Gateway Safety's answer to the safety needs of women in the workforce. GirlzGear includes many trusted favorites from Gateway Safety, including smaller sized versions gathered into one collection just for women.



METRO™

From work, to play ... for wear all day. A comfortable, lightweight fit, combined with a popular, modern style make Metro™ look and feel less like safety eyewear and more like everyday glasses.

- Available in four versatile frame colors to meet the style preferences of men and women,
- Full frame spectacle weighing less than one ounce for all-day wear.
- Soft, comfortable nosepiece and contoured temple tips keep glasses in place.

Part #	Temple	Lens
Z3PK80	Pink	Clear
Z3PK11	Pink	Pink Mirror
Z3TS80	Tortoise Shell	Clear
Z3TS86	Tortoise Shell	Mocha



See page 12 for additional frame/lens options.

SAFETY FOR WOMEN AT WORK

According to The National Association for Women in Construction, approximately one million of the construction industry's employees are female. Their safety depends on equipment that not only protects them, but also fits comfortably and is styled to encourage compliance. That's why Gateway Safety's GirlzGear® line, designed for the fit and style that women like, has been an important addition to the safety product industry.



STARLITE® SM

Same great features and benefits as the original StarLite®, sized 10% smaller to fit women better.

Part #	Temple	Lens
3680	Clear	Clear
3683	Gray	Gray
3675	Amber	Amber
3676	Pacific Blue	Pacific Blue
3679	Clear	Clear Anti-Fog
360M	Clear	Clear In/Out Mirror
368M	Gray	Silver Mirror
369M	Gray	Blue Mirror
36PK80	Pink	Clear
36PK11	Pink	Pink Mirror



STARLITE® SM GUMBALLS®

Ten different temple colors in each box — and sized 10% smaller for a better fit.

Part #	Description	Lens/Temple
3699	StarLite® SM Gumballs®	Clear/Multi-Pack



SCORPION® SM

Scorpion® SM — Combines a striking style with several customizable features for extra comfort. 10% smaller than the original Scorpion for a better fit.

Part #	Frame	Lens
16SM80	Black	Clear
16SM83	Black	Gray
16SM79	Black	Clear Anti-Fog
16SM0M	Black	Clear In/Out Mirror
16SM8M	Black	Silver Mirror



10% smaller for people with narrow faces.



PARALLAX™

Look beyond traditional eyewear views. Parallax™ provides superior comfort with a patented Temple Technology® design that alleviates pressure on the ears and head.

Part #	Temple	Lens
37PK80	Clear/Pink	Clear
37GY11	Pink/Gray	Pink Mirror

See page 5 for additional lens colors.



SERPENT® SAFETY HELMET

Lightweight, comfortable, durable head protection in vented and unvented shell options.

Part #	Color	Suspension
72206	Pink/Unvented	Ratchet
71206	Pink/Vented	Ratchet

See pages 33-34 for additional shell colors and applicable product standard information.

**HIGH-END
STYLE**

Safety glasses don't have to look like safety glasses. Adding a little sophistication to eye protection can help improve compliance. And you'll still get the same exceptional level of protection you've come to expect from Gateway Safety products. These products are designed to reflect upscale eyewear styles ... without the high-end price.



INGOT™

The high-end metal look, without the high-end price or heavy "feel" of metal-framed safety glasses. Ingot™ combines upscale styling with durability and lightweight comfort.

- A modern metallic appearance in gold or gunmetal polycarbonate frame options.
- Soft rubber temples and fingertip nosepiece for true comfort.
- The NEW 24K gold lens option provides a complete mirrored look.

Part #	Frame	Lens
34GM80	Gunmetal	Clear
34GM83	Gunmetal	Gray
34GM79	Gunmetal	Clear Anti-Fog
34GM0M	Gunmetal	Clear In/Out Mirror
34GM8M	Gunmetal	Silver Mirror
34AG80	Gold	Clear
34AG5M	Gold	Bronze Mirror
34AGKM	Gold	24K Gold Mirror



4X4®

Off the beaten path. With a strong, four-sided frame that weighs just one ounce, 4X4® eyewear provides both durable protection and exceptional comfort.

- Available in three distinctive frame options: 4X4, 4X4 Sport, and 4X4 Style.
- Wraparound frame and dual lenses provide a dynamic style.
- Soft temple tips and inset nosepiece help ensure comfort and provide a snug, secure fit.



Red Marble Frame



Polished Granite Frame



4X4®

Part #	Frame	Lens
41GB80	Black	Clear
41GB83	Black	Gray
41GB75	Black	Amber
41GB79	Black	Clear Anti-Fog
41GB78	Black	Gray Anti-Fog
41GB0M	Black	Clear In/Out Mirror
41GB9M	Black	Blue Mirror

4X4® SPORT

Part #	Frame	Lens
41SL2M	Silver Sport	Sunset Red Mirror
41SL3M	Silver Sport	Horizon Blue Mirror
41SL4M	Silver Sport	Iridescent Green Mirror
41SL8M	Silver Sport	Sterling Silver Mirror

4X4® STYLE

Part #	Frame	Lens
41RM0M	Red Marble	Clear In/Out Mirror
41PG8M	Polished Granite	Silver Mirror

Safety Tip: Hazards at Home

Employees who “steal” safety glasses by taking them home to wear are actually helping employers keep healthcare costs low. Eye injuries can happen anywhere — at work, at home or at play. Safety eyewear is the first and foremost form of protection against eye injuries, keeping workers healthy and able to come back to work every day. Metro’s lightweight fit and modern style encourage real to-and-from-work compliance.



METRO™

From work, to play ... for wear all day. A comfortable, lightweight fit combined with a popular, modern style make Metro™ look and feel less like safety eyewear and more like everyday glasses.

- Available in four versatile frame colors to meet the style preferences of men or women.
- Full frame spectacle weighing less than one ounce.
- Soft, comfortable nosepiece & contoured temple tips.

Part #	Frame	Lens
23CL80	Caramel	Clear
23CL86	Caramel	Mocha
23CL79	Caramel	Clear Anti-Fog
23CL5M	Caramel	Bronze Mirror
23GB80	Glossy Black	Clear
23GB83	Glossy Black	Gray
23GB0M	Glossy Black	Clear In/Out Mirror
23GB8M	Glossy Black	Silver Mirror
23PK80	Pink	Clear
23PK11	Pink	Pink Mirror
23TS80	Tortoise Shell	Clear
23TS86	Tortoise Shell	Mocha



4X4® POLARIZED



Part #	Frame	Lens
41GB3Z	Glossy Black	Gray Polarized



About Polarization

Polarized lenses are different from standard shaded lenses because they contain a special optical filter that absorbs the horizontal component of light — the “wave” of visible light that would otherwise be seen as glare — and transmits only the vertical component. 4X4® Polarized is an important outdoor eye protection solution for workers who face daily glare from light bouncing off flat, reflective surfaces such as the hood of a vehicle, a paved roadway, or even the surface of water.



Without Polarized Lenses



With Polarized Lenses

COMFORT & POPULARITY

With style and comfort comes compliance. While all Gateway Safety products are designed to be stylish and comfortable, there are certain safety glasses that are just the right mix. These eyewear solutions have quickly become worker favorites. And employers are confident they'll be put on and kept on ... all day long.



CONQUEROR®

Triumph over workplace hazards, Conqueror® is a cost-effective improvement over similar styles with improved comfort features.

- Sleek, sporty style is an industry favorite.
- Soft, rubber nosepiece and contoured temple tips ensure all-day comfort.
- Adjustable length eyewear retainer included with each pair.

Part #	Frame	Lens
28GB80	Glossy Black	Clear
28GB83	Glossy Black	Gray
28GB79	Glossy Black	Clear Anti-Fog
28GB0M	Glossy Black	Clear In/Out Mirror
28GB8M	Glossy Black	Silver Mirror
28GB9M	Glossy Black	Blue Mirror
28CM79	Camo	Clear Anti-Fog
28CM78	Camo	Gray Anti-Fog
28CM88	Camo	Amber Anti-Fog
28CM5M	Camo	Bronze Mirror



Unique camo frame pattern is a favorite with hunters!




CONQUEROR® MAG

With the same commanding presence as the original, Conqueror® MAG bifocal protective eyewear helps to maximize small details while vanquishing impact hazards.

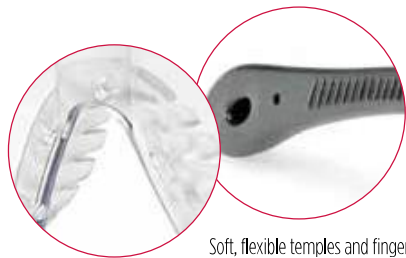
- Available in multiple diopter levels from 1.0 to 3.0.
- A soft, rubber nosepiece and ergonomic, contoured temple tips for all-day wear.
- Adjustable length eyewear retainer with each pair.

Part #	Frame	Lens	Magnification
28MC10	Black	Clear	1.0 Diopter
28MC15	Black	Clear	1.5 Diopter
28MC20	Black	Clear	2.0 Diopter
28MC25	Black	Clear	2.5 Diopter
28MC30	Black	Clear	3.0 Diopter
28MG15	Black	Gray	1.5 Diopter
28MG20	Black	Gray	2.0 Diopter
28MG25	Black	Gray	2.5 Diopter



Bifocal levels in 1.0, 1.5, 2.0, 2.5 and 3.0





Soft, flexible temples and fingertip nosepiece combine to create comfortable, long-wearing eyewear.

STARLITE® SQUARED

It's hip to be squared. StarLite® SQUARED is the next generation of StarLite in a modernized style with added comfort features.

- Contemporary, squared lens design an industry favorite.
- Incredibly light, all-around impact protection for all-day wear.
- Soft, flexible nosepiece and rubber temples provide extra comfort.

Part #	Temple	Lens
4480	Clear	Clear
4483	Gray	Gray
4486	Mocha	Mocha
4475	Amber	Amber
4476	Blue	Pacific Blue
4479	Clear	Clear Anti-Fog
4478	Gray	Gray Anti-Fog
440M	Clear	Clear In/Out Mirror
441M	Gray	Red Mirror
446M	Mocha	Mocha Mirror
447M	Gray	Gold Mirror
448M	Gray	Silver Mirror
449M	Gray	Blue Mirror



VARSITY®

The first string in comfortable, stylish safety eyewear. Varsity® is a winner in any work arena.

- Unique, "V"-shaped temple design for a one-of-a-kind look.
- Extremely lightweight, weighing less than one ounce.
- Soft, adjustable nosepiece reduces slippage and fits a wide range of faces.

Part #	Temple	Lens
2780	Clear	Clear
2783	Gray	Gray
2775	Amber	Amber
2777	Orange	Orange
2774	Vermillion	Vermillion
2779	Clear	Clear Anti-Fog
2778	Gray	Gray Anti-Fog
270M	Clear	Clear In/Out Mirror
278M	Gray	Silver Mirror
279M	Gray	Blue Mirror



Soft, adjustable nosepiece helps ensure proper fit.



**EASY FIT,
CLASSIC STYLING**

Faces come in all shapes and sizes. That's why Gateway Safety offers multiple eye protection styles with features to ensure a more custom fit. These products offer adjustment options and the more traditional winged lens design, helping create some of our longest lasting style trends in eyewear.



SCORPION®

Loaded with features, Scorpion® offers the striking combination of style, comfort and safety.

- Adjustable length and ratcheting temples offer customized fit.
- Gap between frame and lens minimizes fogging.
- Free 'Scorpion's Tail' retainer helps prevent loss and damage.

Part #	Frame	Lens
16GB80	Black	Clear
16GB83	Black	Gray
16GB86	Black	Mocha
16GB75	Black	Amber
16GB69	Black	Blue Light Filter
16GB79	Black	Clear Anti-Fog
16GB78	Black	Gray Anti-Fog
16GB0M	Black	Clear In/Out Mirror
16GB1M	Black	Red Mirror
16GB6M	Black	Mocha Mirror
16GB7M	Black	Gold Mirror
16GB8M	Black	Silver Mirror
16GB9M	Black	Blue Mirror

Four-point ratchet temple adjustment for true one-size-fits-all comfort.



Fingertip nosepiece ... a true must-try feature!



SCORPION® SM

Same great features as the original Scorpion®, but sized 10% smaller for men with narrow faces, women and children.

Part #	Frame	Lens
16SM80	Black	Clear
16SM83	Black	Gray
16SM79	Black	Clear Anti-Fog
16SM0M	Black	Clear In/Out Mirror
16SM8M	Black	Silver Mirror



10% smaller for people with narrow faces.



SCORPION® MAG

Loaded with custom-fit features just like the original, with built-in bifocal magnification in 1.0, 1.5, 2.0, 2.5 & 3.0 diopters.

Bifocal helps to see small text and details.

Part #	Frame	Lens	Magnification
16MC10	Black	Clear	1.0 Diopter
16MC15	Black	Clear	1.5 Diopter
16MC20	Black	Clear	2.0 Diopter
16MC25	Black	Clear	2.5 Diopter
16MC30	Black	Clear	3.0 Diopter
16MG10	Black	Gray	1.0 Diopter
16MG15	Black	Gray	1.5 Diopter
16MG20	Black	Gray	2.0 Diopter
16MG25	Black	Gray	2.5 Diopter



HAWK®

With a sleek, swooping style, Hawk® offers durable, wraparound impact protection in the workplace.

- Feather-light for ultimate comfort.
- Frameless, one-piece "winged" lens design offers extra side protection.
- Adjustable vinyl temples with grip-tight dots prevent slippage.

Part #	Temple	Lens
14GB80	Black	Clear
14GB83	Black	Gray
14GB86	Black	Mocha
14GB75	Black	Amber
14GB69	Black	Blue Light Filter
14GB79	Black	Clear Anti-Fog
14GB78	Black	Gray Anti-Fog
14GB0M	Black	Clear In/Out Mirror
14GB1M	Black	Red Mirror
14GB6M	Black	Mocha Mirror
14GB7M	Black	Gold Mirror
14GB8M	Black	Silver Mirror
14GB9M	Black	Blue Mirror



Grip-tight temples gently hug wearer and prevent slippage.



COBRA™

Poised to protect against workplace dangers, Cobra™ strikes a balance between comfort and safety.

- Sleek design features silky, rubberized coating on nylon frame.
- Soft, flexible earpieces and nosepiece provide comfort without pinching or slipping.
- One-piece polycarbonate design offers two distinct, wide viewing areas.



Part #	Frame	Lens
15GB80	Black	Clear
15GB83	Black	Gray
15GB86	Black	Mocha
15GB75	Black	Amber
15GB69	Black	Blue Light Filter
15GB79	Black	Clear Anti-Fog
15GB78	Black	Gray Anti-Fog
15GB0M	Black	Clear In/Out Mirror
15GB7M	Black	Gold Mirror
15GY80	Gray	Clear
15GY83	Gray	Gray
15GY8M	Gray	Silver Mirror
15RB80	Blue	Clear
15RB83	Blue	Gray
15RB9M	Blue	Blue Mirror
15BY80	Burgundy	Clear
15BY83	Burgundy	Gray
15BY1M	Burgundy	Red Mirror

STROBE™

With a traditional look, Strobe™ is a cost-effective safety eyewear solution that still offers serious protection.

- Large, integrated side shields provide all-around protection.
- Rugged yet lightweight, with adjustable temples for maximum comfort.
- Available in black, blue and the patriotic "freedom" frame options.



Part #	Frame	Lens
49GB80	Black	Clear
49GB83	Black	Gray
49GB75	Black	Amber
49GB79	Black	Clear Anti-Fog
49GB7M	Black	Gold Mirror
49GB64	Black	IR Filter Shade 3.0
49GB66	Black	IR Filter Shade 5.0
49RB80	Blue	Clear
49RB83	Blue	Gray
49RB79	Blue	Clear Anti-Fog
49US80	Freedom	Clear
49US83	Freedom	Gray
49US79	Freedom	Clear Anti-Fog



Freedom frame

**FOAMED
FAVORITES**

Eye injuries can also be caused by smaller particles, and Gateway Safety manufactures these specialty foam-lined products to provide extra protection from dirt and debris. You'll find a few safety glasses that provide goggle-like protection, and some that offer true goggle protection in a modern, lightweight style.



SWAP®

Glasses to goggles in just a snap. Swap® provides two products in one to meet different workplace needs and user preferences.

- Temples and head strap included, which can be switched out with the simple push of a button.
- Foam-lined frame helps block dust and debris, with venting channels to minimize fogging.
- Adjustable head strap for custom fit.

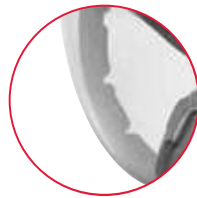
Part #	Frame	Lens
21GB80	Black/Foam Edge	Clear
21GB79	Black/Foam Edge	Clear Anti-Fog
21GB78	Black/Foam Edge	Gray Anti-Fog
21GB88	Black/Foam Edge	Amber Anti-Fog New Lens!
21GB0F	Black/Foam Edge	Clear In/Out Mirror Anti-Fog
21GB9F	Black/Foam Edge	Blue Mirror Anti-Fog



Soft foam controls dust and perspiration.



Temples to strap in seconds flat!



Superior Anti-Fog Protection

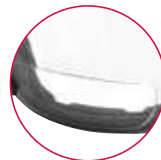
Gateway Safety's anti-fog formula is a high-quality, concentrated solution. The lens is fully dipped into the anti-fog formula, not just sprayed on one side. Dipping the lens coats each side of the lens to help fight fog in the toughest way.



SWAP® MAG

The same exceptional features as the original Swap®, now in a bifocal version.

Part #	Frame	Lens	Magnification
21MA15	Black/Foam Edge	Clear Anti-Fog	1.5 Diopter
21MA20	Black/Foam Edge	Clear Anti-Fog	2.0 Diopter
21MA25	Black/Foam Edge	Clear Anti-Fog	2.5 Diopter
21MB15	Black/Foam Edge	Gray Anti-Fog	1.5 Diopter
21MB20	Black/Foam Edge	Gray Anti-Fog	2.0 Diopter
21MB25	Black/Foam Edge	Gray Anti-Fog	2.5 Diopter



Bifocal options in 1.5, 2.0 and 2.5



Soft, foam lining blocks falling debris



STARLITE® FOAM

Same popular design as the original StarLite®, with a soft foam to block dirt and debris.

- Foam lining top and sides of lens blocks debris and absorbs perspiration.
- Incredibly light, all-around impact protection.
- Deep, universal-fit temples provide side protection equal to that of eyewear with large side shields.

Part #	Description	Temple	Lens
46FM79	Black/Foam Edge	Black	Clear Anti-Fog
46FM78	Black/Foam Edge	Black	Gray Anti-Fog



WHEELZ® FOAM

Contemporary goggle protection for those who like to work hard, Wheelz® is lightweight and stylish.

- Compact frame is more comfortable than traditional bulky goggles.
- Whirlwind™ venting system minimizes fogging by circulating air through the optical chamber.
- Elastic head strap can easily be adjusted to ensure a safe, snug fit.

Part #	Frame	Lens
4589P	Black/Foam Edge	Clear Anti-Fog
4588P	Black/Foam Edge	Gray Anti-Fog

See the complete line of Wheelz goggles on page 25.



Wheelz, clear lens with foam edge blocks debris and absorbs perspiration.



Flame Resistance

Gateway Safety foam-lined safety eyewear features foam that is flame resistant.

BIFOCAL PROTECTION

It's a fact that the American workforce is getting older, and many workers, as they age, begin to experience reduced visual capacity. For those same workers who require eye protection on the job yet need to see things up close, bifocal safety eyewear is an ideal solution. Gateway Safety offers a selection of bifocal eye protection in several popular styles, which allow workers to read or see small parts more clearly, without removing their safety eyewear.



Bifocal feature helps to enhance small details

STARLITE® MAG

Always in focus. The same great design as the original StarLite®, with built-in bifocal magnification.

- Large selection of diopter strengths and lens options available.
- Incredibly light, weighing less than one ounce.
- Deep, universal-fit temples provide wraparound side protection.

Part #	Temple	Lens	Magnification
46MC10	Clear	Clear	1.0 Diopter
46MC15	Clear	Clear	1.5 Diopter
46MC20	Clear	Clear	2.0 Diopter
46MC25	Clear	Clear	2.5 Diopter
46MC30	Clear	Clear	3.0 Diopter
46MG10	Gray	Gray	1.0 Diopter
46MG15	Gray	Gray	1.5 Diopter
46MG20	Gray	Gray	2.0 Diopter
46MG25	Gray	Gray	2.5 Diopter
46MA10	Clear	Clear Anti-Fog	1.0 Diopter
46MA15	Clear	Clear Anti-Fog	1.5 Diopter
46MA20	Clear	Clear Anti-Fog	2.0 Diopter
46MA25	Clear	Clear Anti-Fog	2.5 Diopter
46MM15	Clear	Clear In/Out Mirror	1.5 Diopter
46MM20	Clear	Clear In/Out Mirror	2.0 Diopter
46MM25	Clear	Clear In/Out Mirror	2.5 Diopter

Part #	Description	Lens/Temple
46MC99	StarLite MAG Multi-Pack*	Clear/Clear

*contains two of each diopter: 1.0, 1.5, 2.0, 2.5 & 3.0



Not sure of what diopter level your customers will want? Need a trial of each magnification option for your workers? Try the StarLite MAG Multi-Pack. One box contains two of each diopter in a clear lens.



CONQUEROR® MAG

With the same commanding presence as the original, Conqueror® MAG bifocal protective eyewear helps to maximize small details while vanquishing impact hazards.

- Available in multiple diopter levels from 1.0 to 3.0.
- A soft, rubber nosepiece and ergonomic, contoured temple tips for all-day wear.
- Adjustable length eyewear retainer included with each pair.

Part #	Frame	Lens	Magnification
28MC10	Black	Clear	1.0 Diopter
28MC15	Black	Clear	1.5 Diopter
28MC20	Black	Clear	2.0 Diopter
28MC25	Black	Clear	2.5 Diopter
28MC30	Black	Clear	3.0 Diopter
28MG15	Black	Gray	1.5 Diopter
28MG20	Black	Gray	2.0 Diopter
28MG25	Black	Gray	2.5 Diopter



SCORPION® MAG

Part #	Frame	Lens	Magnification
16MC10	Black	Clear	1.0 Diopter
16MC15	Black	Clear	1.5 Diopter
16MC20	Black	Clear	2.0 Diopter
16MC25	Black	Clear	2.5 Diopter
16MC30	Black	Clear	3.0 Diopter
16MG10	Black	Gray	1.0 Diopter
16MG15	Black	Gray	1.5 Diopter
16MG20	Black	Gray	2.0 Diopter
16MG25	Black	Gray	2.5 Diopter



Loaded with custom features like the original Scorpion®, with built-in bifocal magnification.

- Diopter strengths available in 1.0, 1.5, 2.0, 2.5 & 3.0.
- Adjustable length and ratcheting temples offer customized fit.
- Free "Scorpion's Tail" retainer helps prevent loss and damage.

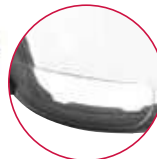


SWAP® MAG

Providing foam-lined, anti-fog protection, in either a spectacle or a goggle ... now with a bifocal lens!

- Change out the temples and head strap with the simple push of a button.
- Foam-lined frame blocks dust and debris.
- Venting channels in the foam help minimize fogging.

Part #	Frame	Lens	Magnification
Z1MA15	Black/Foam Edge	Clear Anti-Fog	1.5 Diopter
Z1MA20	Black/Foam Edge	Clear Anti-Fog	2.0 Diopter
Z1MA25	Black/Foam Edge	Clear Anti-Fog	2.5 Diopter
Z1MB15	Black/Foam Edge	Gray Anti-Fog	1.5 Diopter
Z1MB20	Black/Foam Edge	Gray Anti-Fog	2.0 Diopter
Z1MB25	Black/Foam Edge	Gray Anti-Fog	2.5 Diopter



Mag bifocal in 1.5, 2.0 and 2.5 options.



Aging Workforce

It is no secret that, as we age, our eyesight deteriorates. Workers who remove their safety glasses — even for a second — to put non-safety readers on to read instructions, gauges, manuals and other small print are putting themselves at risk. Bifocal safety eyewear is one of the fastest-growing segments in eye protection. Ask your Gateway Safety sales representative to give you the full tour of our MAG line-up.



OVER-THE-GLASSES PROTECTION

Many workers who need industrial eye protection also wear corrective lenses, and prescription safety eyewear can be a costly option for employers. Over-the-glasses (OTG) eye protection is an alternative solution for employers who want a cost-effective product that still provides durable eye protection for those who wear prescription glasses.



COVER2®

A contemporary OTG solution, Cover2® is more compact and lightweight than traditional, bulky OTG eyewear.

- One-piece polycarbonate lens fits over most prescription glasses.
- Lightweight design, with adjustable length temples for a customized fit.
- Flexible temple tips minimize pinching behind the head.

Soft temple tips make Cover2 an extremely comfortable OTG solution.

Part #	Temple	Lens
6980	Black	Clear
6983	Black	Gray



COVERALLS™

Traditional style OTG eye protection. The generous size of CoverAlls™ will fit over nearly all prescription eyewear.

- Adjustable-length, ratcheting temples help provide a custom fit.
- Large, one-piece polycarbonate lens provides workers with a wide field of vision.
- Integrated brow guard and side shields offer additional protection.

Part #	Temple	Lens
6880	Black	Clear
6883	Black	Gray



VISITOR SPECTACLES

Plant guests need eye protection too. For cost-effective, one-time use safety eyewear, Gateway Safety offers visitor spectacles in both bulk and dispenser box packaging.



UTILITY™ VS

Classic Utility™ visitor spectacles are an uncoated, economical solution for plant guests who need one-time-use eye protection.

- Classic style combines a panoramic view with durable impact protection.
- Large, vented side shields help minimize fogging and provide extra coverage.
- Uncoated lenses for cost-effective options.

Part # Temple Lens Std. Pkg.

Dispenser Box			
5880	Clear	Clear	10/box
5883	Gray	Gray	10/box
Bulk			
5880B	Clear	Clear	100/box
5883B	Gray	Gray	100/box



Dispenser box can be hung near plant doors for easy access by visitors.

STROBE™ VS

With a traditional look, Strobe™ VS is an uncoated, cost-effective safety eyewear solution for visitors that still offers serious protection.

- Large, integrated side shields provide all-around protection.
- Rugged yet lightweight, with adjustable temples for maximum comfort.
- Available in black and blue frame patterns.

Part # Frame Lens Std. Pkg.

Bulk			
55GB80	Black	Clear	100/box
55GB83	Black	Gray	100/box
55RB80	Blue	Clear	100/box



EYEWEAR ACCESSORIES

When not cared for properly, safety eyewear can turn into a costly expense for employers. Gateway Safety offers eyewear accessories that help extend the life of eye protection or add beneficial features to non-safety eyewear products.



KLEEN VIEW®

Kleen View® lens cleaning products contain an anti-fog, anti-static formula that helps extend the life of eyewear.

- Attractive, compact lens cleaning stations in durable cardboard construction.
- Spray solution is packaged with soft, non-abrasive tissues.
- Single-use towelettes are also available for quick lens cleaning in a convenient dispenser box.

Part #	Description
551	Disposable Lens Cleaning Station 8 oz. Bottle of Solution/600 Tissues
552	Lens Cleaning Towelettes 100 Individually Sealed Towelettes


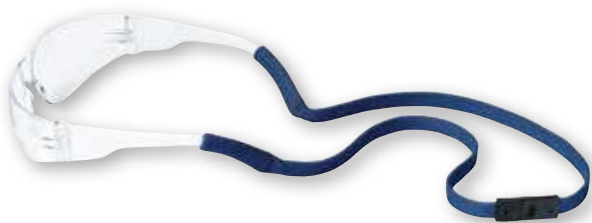
EYEWEAR CASES

Eyewear cases help extend the life of safety eyewear by protecting glasses when not in use.

- Crumple pouch, with standard drawstring, easily holds most safety glasses.
- Available in standard black or a stylish silver vinyl with the Gateway Safety logo.



Part #	Description
C8000	Crumple Nylon Pouch with Drawstring
C8200	Silver Crumple Pouch with Gateway Safety Logo




DOODADZ™ EYEWEAR RETAINERS

With a stylish design and cost-effective price, DooDadZ™ are a popular solution for those who want their eyewear close at hand.

- Soft, nylon/polyester blend.
- QuikRelease™ breakaway feature.
- Sleeve tips fit most standard spectacles.

Part #	Description	Breakaway
420	Black	QuikRelease™
421	Red	QuikRelease™
422	Navy Blue	QuikRelease™
424	Gray	QuikRelease™



GIZMO™ EYEWEAR RETAINERS

The pinnacle of stylish safety retainers, Gizmo's™ adjustable toggle provides an extra secure fit — it feels as good as it looks!

- 100% cotton material.
- QuikPop™ breakaway feature.
- Sleeve tips fit narrow spectacles.

Part #	Description	Breakaway
430	Black	QuikPop™
431	Red	QuikPop™
432	Navy Blue	QuikPop™
434	Gray	QuikPop™

CORDZ™ EYEWEAR RETAINERS

Economically priced, Cordz™ are a highly versatile retainer that can be worn with virtually any glasses.

- 100% nylon material.
- QuikPop™ breakaway feature.
- Loop tips fit virtually all spectacles.

Part #	Description	Breakaway
400	Black	QuikPop™
402	Navy Blue	QuikPop™
407	Red	QuikPop™
414	Gray	QuikPop™
415	Hunter Green	QuikPop™
416	Hi-Viz Orange	QuikPop™
417	Freedom	QuikPop™




FLIP-UPS™

Flip-Ups™ quickly attach to traditional, clear protective eyewear, enabling workers to do different jobs.

- Easy on/off spring-loaded clip firmly grips eyewear frame for secure fit.
- Flip-Ups do not separately comply with any protective eyewear standards.

Part #	Description
G2	Gray/Polarized
G4	IR Filter 5.0/2mm Thick Polycarbonate



SIDE SHIELDS

Side Shields add side protection to traditional prescription and non-prescription eyewear.

- Available in easy-to-install slip on, clip-on or screw-on versions.

Part #	Description
US1	Clear Clip-On
AT1	Clear Slip-On
AT7	Clear Slip-On Spec-Shields®
SR1	Clear Screw-On

IMPACT & SPLASH GOGGLES

For those who need protection from impact, dust, chemical splashes and other debris, safety goggles are the optimal solution. Gateway Safety provides traditional goggle styles that fit over most prescription glasses, as well as more modern, lightweight safety goggle options.



WHEELZ®


Contemporary protection for those who work hard, Wheelz® is a lightweight and stylish goggle that provides excellent protection.

- Compact frame is more comfortable than traditional bulky goggles.
- Whirlwind™ ventilation system minimizes fogging by circulating air through the optical chamber.
- Elastic head strap can easily be adjusted to ensure a safe, snug fit.

Part #	Frame	Lens
45080	Clear	Clear
45883	Black	Gray
45079	Clear	Clear Anti-Fog
45878	Black	Gray Anti-Fog
4588M	Black	Silver Mirror
4589M	Black	Blue Mirror
4588F	Black	Silver Mirror Anti-Fog
4589F	Black	Blue Mirror Anti-Fog
45564	Green	IR Filter Shade 3.0
45566	Green	IR Filter Shade 5.0
4589P	Black/Foam Edge	Clear Anti-Fog
4588P	Black/Foam Edge	Gray Anti-Fog



Wheelz provides splash and impact protection, while also keeping out dust and debris.



Wheelz FOAM helps block debris and absorbs perspiration.



CYCLONE®

Cyclone® is a premium splash-to-impact goggle, with a wide viewing area and a versatility that many workers need.

- Unique, removable vent inserts convert goggle from impact and splash protection to impact-only protection.
- Strong, polycarbonate lens is surrounded by a sturdy vinyl frame for extra durability.
- Adjustable headband ensures a comfortable, yet secure fit.

Part #	Vent	Lens
40211	Double-Take™ Inserts Included	Clear
40212	Double-Take™ Inserts Included	Clear Anti-Fog



Removable Double-Take inserts convert Cyclone from a splash to well-vented impact-only goggle in seconds.



Whirlwind™ Ventilation System improves user comfort by forcing air through optical chambers.

Whirlwind™ Ventilation System

Industry experts agree that goggles can present a greater concern for fogging than regular safety glasses, because their snug fit may reduce ventilation. However, the Whirlwind™ ventilation system moves air within safety eyewear to help lower the temperature and evaporate humidity, reducing the fogging risk.



TECHNICIAN™

A classic impact and splash goggle line, Technician™ already has the confidence of many workers.

- Traditional design features three unique venting system options: perforated, cap vent, and patented 390 vent.
- Perforated and cap venting systems provide ideal impact protection for dusty environments.
- Innovative 390 (three separate 90° angles) venting system creates one of the best splash goggles available.

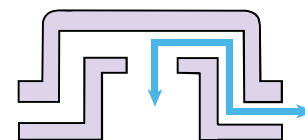
Technician Impact Goggle

Part #	Vent	Lens
32021	Perforated Vent	Clear
32022	Perforated Vent	Clear Anti-Fog
32061	Cap Vent	Clear
32062	Cap Vent	Clear Anti-Fog



Technician Splash Goggle

Part #	Vent	Lens
32391	390 Cap Vent	Clear
32392	390 Cap Vent	Clear Anti-Fog



390 Venting System

Technician Splash features unique venting system that consists of three 90° angles to prevent chemical splash intrusion!

WELDING SAFETY EYEWEAR

Employees whose work exposes them to radiant energy or light radiation need special eye protection. Gateway Safety provides light welding protection in the form of IR safety glasses and goggles. Be sure to note the IR filter shade level needed for a particular environment or application.



STARLITE® IR

Still the one. The original. The best. Popular, innovative design combines low-cost protective eyewear with all-around impact protection in IR Filter Shades 3.0 and 5.0.

Part #	Temple	Lens
4664	Black	IR Filter Shade 3.0
4666	Black	IR Filter Shade 5.0



CONQUEROR® IR

Triumph over workplace hazards. Conqueror® is a cost-effective choice over similar styles with improved comfort features in IR Filter Shade 5.0.

Part #	Frame	Lens
28GB66	Black	IR Filter Shade 5.0



STROBE™ IR

With a traditional look, Strobe™ is a cost-effective safety eyewear solution that still offers serious protection in IR Filter Shades 3.0 and 5.0.

Part #	Frame	Lens
49GB64	Black	IR Filter Shade 3.0
49GB66	Black	IR Filter Shade 5.0



Safety Tip: IR Protection

A shade number on a welding lens indicates the intensity of IR light radiation that is allowed to pass through a filter lens to one's eyes. Therefore, the higher the shade number, the darker the filter and the less IR light radiation that will pass through the lens.

COVER2® IR OTG

A contemporary OTG solution, Cover2® is more compact and lightweight than traditional, bulky OTG eyewear in IR Filter Shade 5.0.

Part #	Temple	Lens
6966	Black	IR Filter Shade 5.0



WHEELZ® IR

Contemporary goggle style for those who need IR protection, Wheelz® IR is lightweight and stylish.

- Combines the style and comfort of the original Wheelz goggle, with the added protection of a low-level IR filter.
- Compact frame is more comfortable than traditionally bulky goggles.
- Elastic head strap can easily be adjusted to ensure a safe, snug fit.



Part #	Frame	Lens
45564	Green	IR Filter Shade 3.0
45566	Green	IR Filter Shade 5.0



1710 LIFT FRONT GOGGLE & 1775 STATIONARY FRONT GOGGLE

Classic, soft frame welding goggle series that provides optimal view of the work area.

- Available in a lift-front or stationary-front option.
- Soft, vinyl frame includes a large venting hood that minimizes fogging.
- Designed to fit over most spectacles and accommodate magnifying lenses.

Part #	Frame	Lens
1710U50	Soft	2 x 4-1/4" Cover/Lift Front/Shade 5
1775U50	Soft	2 x 4-1/4" Cover/Stationary Front/Shade 5



1100 ECONOMY WELDING GOGGLE

An economical, fixed, soft frame solution in a classic welding goggle style.

- Soft, lightweight frame is contoured to hug the face securely.
- Large frame fits over most spectacles.
- Popular goggle for employers with a limited safety budget.

Part #	Frame	Lens
1100U50	Soft	2 x 4-1/4" Cover/Shade 5



36 CUP GOGGLE & 35 CHIPPING GOGGLE

Classic, 50mm rigid cup welding goggle.

- Ideal for light welding applications in hot environments.
- Double walled eyecups with multiple slot vents help minimize fogging.
- 3mm thick, scratch-resistant polycarbonate lenses.



Part #	Frame	Lens
36U50	Rigid	50mm Cup/Shade 5
35IPO	Rigid	50mm/Cup/Clear



REPLACEMENT FILTER & SAFETY LENSES

Gateway Safety filter and safety lenses have been tested and certified to meet the high mass and high velocity impact tests of ANSI Z87.1+ and CSA Z94.3 standards when properly installed with Gateway Safety goggles.



POLYCARBONATE IR FILTER LENSES

Provide limited infrared filtration during welding applications.

Part #	Size	Lens
50U__	50mm	Shades 4-6
24U__	2 x 4-1/4"	Shades 4-6, 8-12
45U__	4-1/2 x 5-1/4"	Shades 8-12

CLEAR POLYCARBONATE COVER/SAFETY LENSES

Provide limited impact protection for welding applications.

Part #	Size	Lens
50U01	50mm/.060" Thick	
24U01	2 x 4-1/4"/.060" Thick	
45U01	4-1/2 x 5-1/4"/.060" Thick	

GOLD-COATED POLYCARBONATE IR FILTER LENSES

Provide exceptional heat deflection, resulting in a better field of vision.

Part #	Size	Lens
24G__	2 x 4-1/4"	Shades 8-12
45G__	4-1/2 x 5-1/4"	Shades 8-12

CLEAR POLYCARBONATE MAGNIFYING LENSES

Provide magnified vision, which reduces eye fatigue and discomfort.

Part #	Size	Lens
CPM__	2 x 4-1/4"	See Diopter Options

Diopters: 0.75/1.00/1.25/1.50/1.75/2.00/2.25/2.50

CLEAR POLYCARBONATE CHIPPING LENSES

Provide limited impact protection for chipping applications.

Part #	Size	Lens
LPI	50mm/3mm Thick	Clear